


# M004

JUWO FACTSHEET: MOLD

## HELP US TO FIGHT THE MOLD...

WHERE DOES IT COME FROM? AND HOW CAN YOU PREVENT IT? MOISTURE IS ALWAYS THE CAUSE OF MOLD GROWTH, AND BATHROOMS IN PARTICULAR ARE PREDESTINED FOR MOLD INFESTATION DUE TO THE WAY THEY ARE USED. IF MOLD APPEARS IN WET ROOMS, THIS IS USUALLY ATTRIBUTED TO IMPROPER VENTILATION. IN ADDITION, THE RISK OF MOLD GROWTH IS MUCH HIGHER IN WINTER.



GUTER SCHIMMEL

BÖSER SCHIMMEL

### FIRST STEPS

## What to do?

1. TAKE PHOTOS OF THE AFFECTED MOLD SITE
2. READ THIS FACTSHEET CAREFULLY AND FOLLOW ALL TIPS FOR PROPER VENTILATION
3. THOROUGHLY CLEAN AWAY THE MOLD WITH A SUITABLE PRODUCT
4. IF THE MOLD COMES BACK, TAKE PHOTOS AGAIN AND REPORT IT TO JUWO

WITH THIS QR-CODE YOU CAN REPORT THE INFESTATION:



OR CLICK  
HERE:


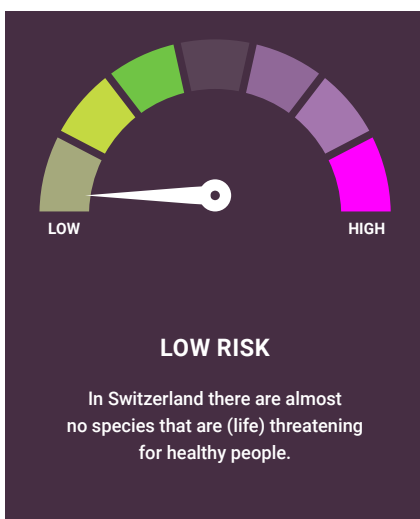


### SOME RULES FOR THIS

1. Cross-ventilate every morning directly after getting up, because during sleep a person produces up to one liter of water, which is released into the room in the form of steam.
2. After every shower and bath, ventilate the room briefly and thoroughly and only open the bathroom door again afterwards.
3. In addition, cross-ventilate two to three times a day: leave all windows fully open for 5 – 10 minutes, no tilting of windows.
4. While cooking, put the lid on the pan or use a pressure cooker. This saves time and energy.
5. Do not place large furniture against outer walls.
6. Smaller furniture should be placed at least 5 – 10 centimeters away from outer walls.

# M004

## JUWO FACTSHEET: MOLD



### HOW DO YOU RECOGNIZE THE SIGNS OF MOLD?

If your windows are fogged up, it's a clear sign that the air in your home is far too humid and urgently needs more ventilation. The chance of mold growth is highly increased. The first signs of growing mold are a slightly musty, damp smell that is still present even after ventilation. However, nothing is visible at this stage, a simple treatment of the walls with, for example, strong alcohol or vinegar can prevent the formation of mold.

If the walls remain untreated, yellowish, grayish or greenish spots appear for the beginning, then spread, become larger and darker or even black. Most often, mold forms in wet rooms, in corners of rooms, on the ceiling or floor, above the baseboards, around windows or under window ledges.

### WHAT CAN YOU DO ABOUT MOLD?

If mold appears, you as tenants are responsible for removing it.

For this purpose, we recommend you to use an appropriate fungicide spray, which you can buy in pharmacies or hardware stores. In addition, you are obliged to report if the mold cannot be removed.



**JUWO THANKS FOR YOUR COOPERATION**